



Date

City / Location

Project name

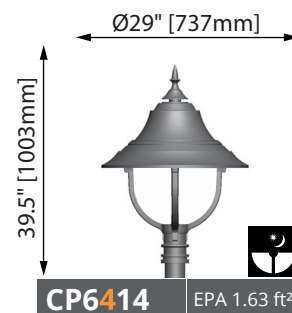
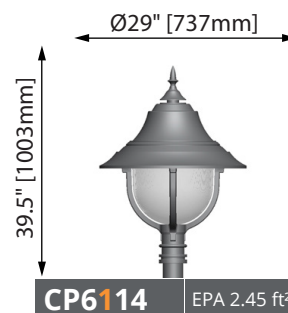
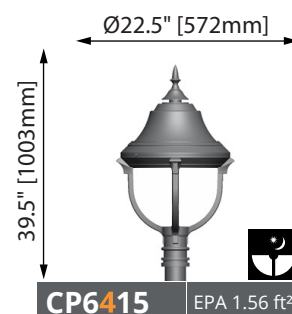
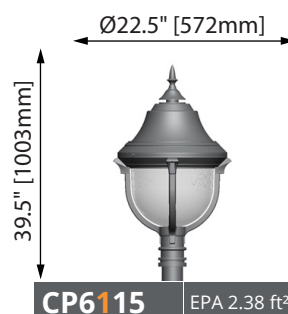
Type

QTY



Weight: 37 lb - 16.8 kg

- 3000K (30K) and 4000K (40K).
- 1 to 4 LED modules (30 to 120 watts).
- Light distribution available in type II, III, IV and V.
- Tool-less access.
- IP66.
- CSA / CSA-US certified.
- Dark sky compliant with lens #4 (flat lens).



Ordering example: CP6115 36LED07 80W 40K L3 120 BK RCD

Luminaire

Source

CCT

Dist. type

Voltage

Color

Options



**BTP**

Button Type Photocell



**HSS**

House Side Shield



**RCD** - Remote Control Dimmer (software N/I)



**SGP10**

Surge Protection (10kV)



**SGP20**

Surge Protection (20kV)



**TR**

Tenon Reducer

Existing Tenon Ø :



**PRG**

Programmable Driver

Lumca reserves the right to modify the elements on this technical data sheet without prior notice.

### Source Overview

#### Type II-III-V

530mA	700mA
- 18 LED05 30W	- 18 LED07 40W
- 36 LED05 60W	- 36 LED07 80W
- 54 LED05 90W	- 54 LED07 120W
- 72 LED05 120W	

#### Type IV\*\*

530mA	700mA
- 12 LED05 20W	- 12 LED07 27W
- 24 LED05 40W	- 24 LED07 54W
- 36 LED05 60W	- 36 LED07 80W
- 48 LED05 80W	- 48 LED07 107W

### CCT Overview

- 30K (3000K)
- 40K (4000K)
For other CCT, consult factory

### Voltage Overview

- 120	- 347
- 208	- 480
- 240	
- 277	

### Distribution Overview

#### Type II

##### L2B



#### Type III

##### L3



##### L3FL



#### Type IV\*\*

##### L4



#### Type V

##### L5S



### COLOR Chart

See  
STD Color  
Chart  
Online

### IES files

See  
Online

## CONSTRUCTION

Decorative cast aluminium cage, supporting the luminaire housing, using alloys improving structural resistance and slip fitting on a 4" [102mm] O.D. pole or tenon, mechanically secured by (3) 5/16-18 UNC allen set screws. One piece extruded aluminium core topped with a heavy gauge spun aluminium hinged cover and an extruded aluminium lens frame containing the optical system. A silicon gasket insures the luminaire housing is protected from rain, insects and dust in accordance with international standard IP65. All cast aluminium pieces are in alloy 356, free of any porosity or foreign material. The minimum wall thickness of all castings is 0.188" [5mm]. Extruded aluminium parts are in alloy 6063-T4.

## OPTICAL SYSTEM

The optical system consists of a high impact resistant acrylic lens, an aluminium heatsink dissipater and high intensity white light emitting diodes (LEDs) divided in 1 to 4 light modules. The optical system is hermetically sealed to meet the international standard IP66, to protect it against lumen depreciation due to dust or insect infiltrations, preserving an optimal light output over the years and eliminating periodic cleaning of the lens.

## Lens Type details

**#1** : Marine style lens, high impact resistant acrylic, prismatic.

**#2** : Conic style lens, high impact resistant acrylic, prismatic.

**#6** : Drop lens, high impact resistant acrylic, prismatic.

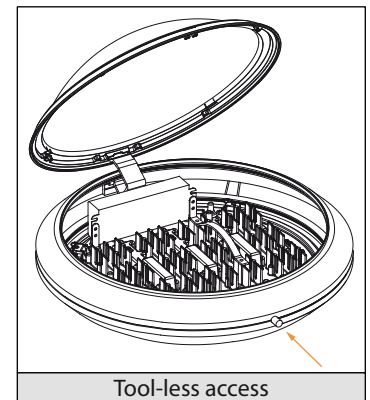
**#4** : Flat lens, tempered glass.

## DRIVER

Constant current, -40°C [-40°F] to 80°C [176°F], PF 0.99, 0-10v, 120V to 277V / 347V to 480V.

## Tool-less access

All hardware is in stainless steel



## FINISH

Powder coating minimum thickness 100 microns, ASTM D2247 5000 hours salt spray test. All metallic parts are pre-treated using an environmentally friendly organic phosphating technology (PLAFORIZATION) before a polyester powder coating is electrostatically applied. The finish is of 100 microns minimal thickness and meets the ASTM B117 regulation related to salt spray and the ASTM D2247 regulation related to the resistance of the finishes exposed to a 100% relative humidity. RAL and Custom colour matches available.

Lumca reserves the right to modify the elements on this technical data sheet without prior notice.

# CONCEPT Codification

FAMILY

CP  Ø21" (533mm)

CPG  Ø27" (686mm)

CP(G) X X X X X

## PENDANT FITTER



L = Pendant Concept



F = Pendant Concept



M = Pendant Concept



\*R = Pendant Concept

*\*Only with #62-65-67 hood*

## CAGE / GUARD

### Pendant



4



6

### Post-top



2



3



6

### Post-top (Yoke)



7



8



9

NO CAGE

0

## LENS



1



2



6




Flat lens

7



## EXAMPLES



CP0701 



CPL0206



CPL6101



CP6119



CP7215



CPL4608


## HOOD STYLE (examples)



01



04



05



06



12



15



20



23

and many more

Lumca reserves the right to modify the elements on this technical data sheet without prior notice.