



Date

City / Location

Project name

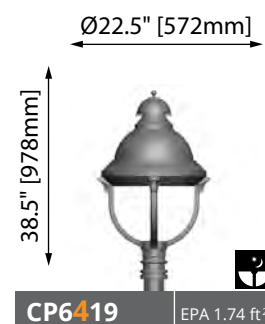
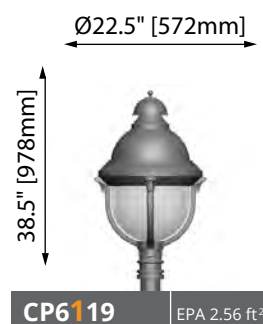
Type

QTY



Weight: 35.5 lb - 16.1 kg

- 3000K (30K) and 4000K (40K).
- 1 to 4 LED modules (30 to 120 watts).
- Light distribution available in type II, III, IV and V.
- Tool-less access.
- IP66.
- CSA / CSA-US certified.
- Dark sky compliant with lens #4 (flat lens).



Ordering example: CP6120 36 LED07 80W 40K L3 120 BK RCD

Luminaire

Source

CCT

Dist. type

Voltage

Color

Options



BTP

Button Type Photocell



HSS

House Side Shield



RCD - Remote Control
Dimmer (software N/I)



SGP10

Surge Protection (10kV)



SGP20

Surge Protection (20kV)



TR

Tenon Reducer

Existing Tenon Ø :



PRG

Programmable Driver

Lumca reserves the right to modify the elements on this technical data sheet without prior notice.

Source Overview

Type II-III-V

530mA

- 18 LED05 30W
- 36 LED05 60W
- 54 LED05 90W
- 72 LED05 120W

700mA

- 18 LED07 40W
- 36 LED07 80W
- 54 LED07 120W

Type IV**

530mA

- 12 LED05 20W
- 24 LED05 40W
- 36 LED05 60W
- 48 LED05 80W

700mA

- 12 LED07 27W
- 24 LED07 54W
- 36 LED07 80W
- 48 LED07 107W

CCT Overview

- 30K (3000K)
- 40K (4000K)

For other CCT, consult factory

Voltage Overview

- 120 - 347
- 208 - 480
- 240
- 277

Distribution Overview

Type II

L2B



Type III

L3



L3FL



Type IV**

L4



Type V

L5S



COLOR Chart

IES files

CONSTRUCTION

Decorative cast aluminium cage, supporting the luminaire housing, using alloys improving structural resistance and slip fitting on a 4" [102mm] O.D. pole or tenon, mechanically secured by (3) 5/16-18 UNC allen set screws. One piece extruded aluminium core topped with a heavy gauge spun aluminium hinged cover and an extruded aluminium lens frame containing the optical system. A silicon gasket ensures the luminaire housing is protected from rain, insects and dust in accordance with international standard IP65. All cast aluminium pieces are in alloy 356, free of any porosity or foreign material. The minimum wall thickness of all castings is 0.188" [5mm]. Extruded aluminium parts are in alloy 6063-T4.

OPTICAL SYSTEM

The optical system consists of a high impact resistant acrylic lens, an aluminium heatsink dissipater and high intensity white light emitting diodes (LEDs) divided in 1 to 4 light modules. The optical system is hermetically sealed to meet the international standard IP66, to protect it against lumen depreciation due to dust or insect infiltrations, preserving an optimal light output over the years and eliminating periodic cleaning of the lens.

Lens Type details

#1 : Marine style lens, high impact resistant acrylic, prismatic.

#2 : Conic style lens, high impact resistant acrylic, prismatic.

#6 : Drop lens, high impact resistant acrylic, prismatic.

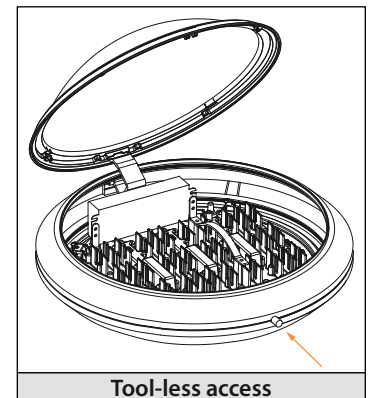
#4 : Flat lens, tempered glass.

DRIVER

Constant current, -40°C [-40°F] to 80°C [176°F], PF 0.99, 0-10v, 120V to 277V / 347V to 480V.

Tool-less access

All hardware is in stainless steel



FINISH

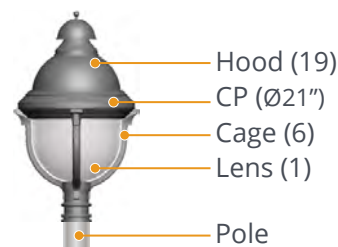
Powder coating minimum thickness 100 microns, ASTM D2247 5000 hours salt spray test. All metallic parts are pre-treated using an environmentally friendly organic phosphating technology (PLAFORIZATION) before a polyester powder coating is electrostatically applied. The finish is of 100 microns minimal thickness and meets the ASTM B117 regulation related to salt spray and the ASTM D2247 regulation related to the resistance of the finishes exposed to a 100% relative humidity. RAL and Custom colour matches available.

Lumca reserves the right to modify the elements on this technical data sheet without prior notice.

CP  Ø21" (533mm)


#Cage #Lens #Hood style
X X XX

Example: CP-6-1-19



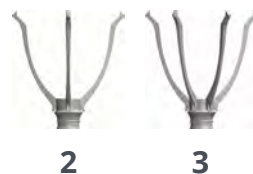
CP6119

Cage style



1A

1B



2

3

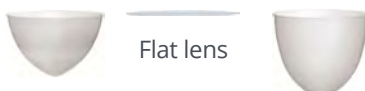


6

Lens type

Flat lens

4 



2

Flat lens

4 

6



1

Flat lens

4 

OR

Yoke style (cageless)



7

8



9

Lens type



2

Flat lens

4 



1

Flat lens

4 

Hood style



01

26

69

68



04

10*



12

13

19



24

23

39



70

72



55A

55B

55C

55D



14

15

60



61

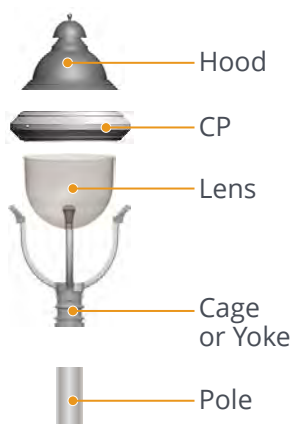
62

71

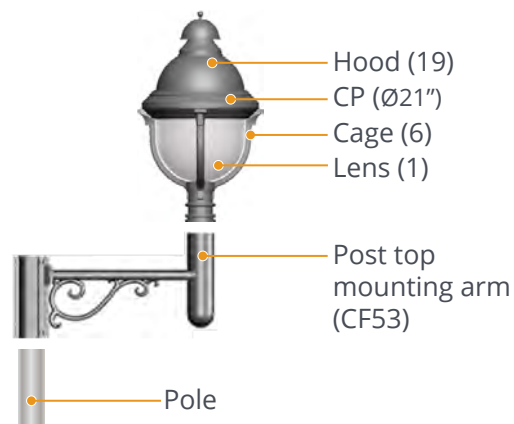
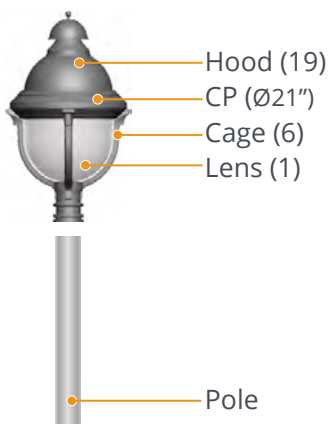
* Hood style No.10 works only with cage style No.6

Lumca reserves the right to modify the elements on this technical data sheet without prior notice.

CP  Ø21" (533mm)



Post top example : CP6119



Example CP6119 on Post top mounting arm CF53

Side-mount / Post top mounting arm




CCB*



CCG*



CF52*



CF55



CCE*



CF53*



CF54*



CF57

** Only yoke style CONCEPT luminaire can be mounted on these mounting arms*

Lumca reserves the right to modify the elements on this technical data sheet without prior notice.