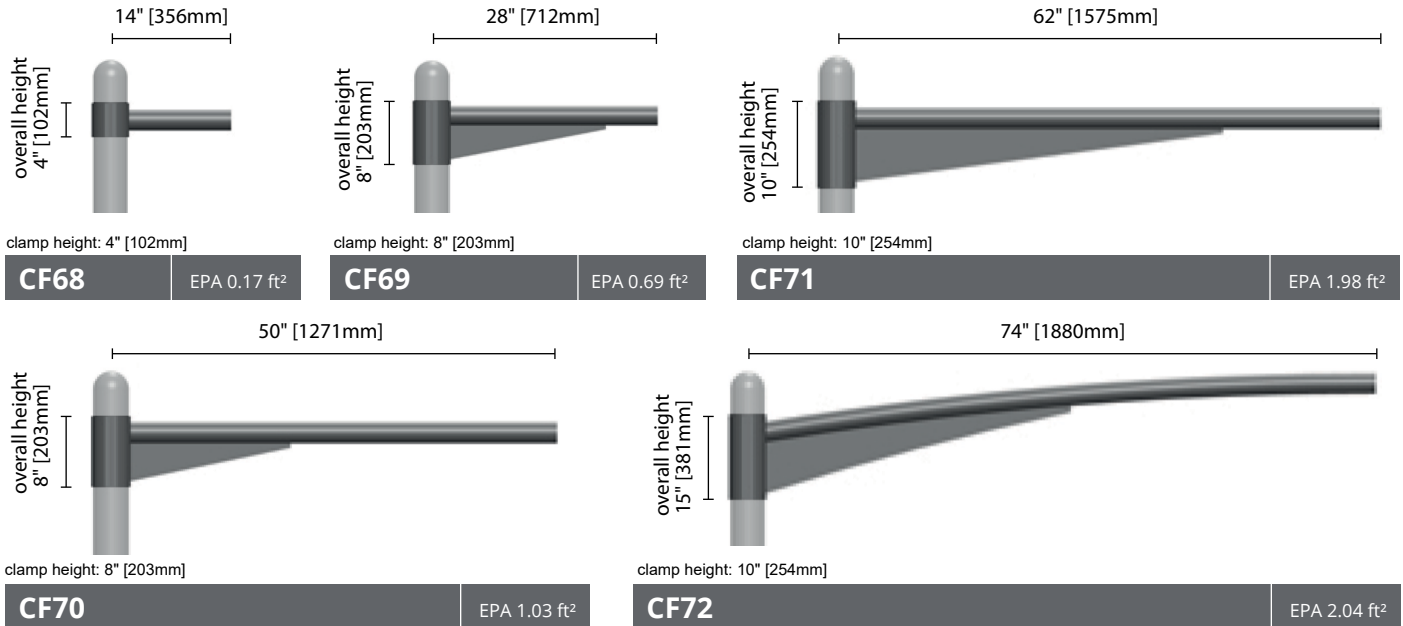


SIDE-MOUNT Mounting arms **Technical informations**

Date	City / Location	Project name
<input type="text"/>	<input type="text"/>	<input type="text"/>
Type	Qty	
<input type="text"/>	<input type="text"/>	



CONSTRUCTION

Extruded aluminium parts are #C6063-T4 alloy. A Ø2 3/8" [60mm] extruded aluminium arm complete with lasercut decorative element (except CF68). Mechanically secured to the pole.

All hardware is in stainless steel

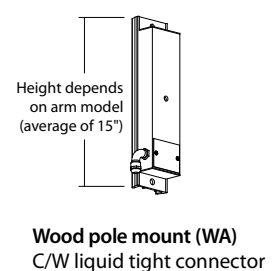
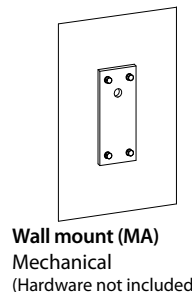
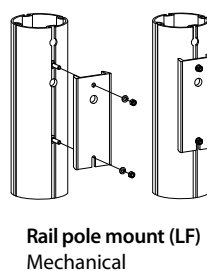
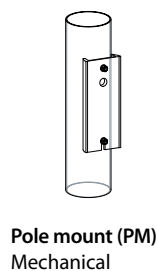
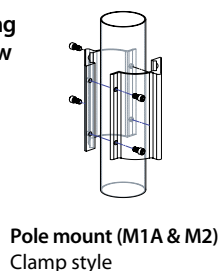
FINISH

Powder coating minimum thickness 100 microns, ASTM D2247 5000 hours salt spray test. All metallic parts are pre-treated using an environmentally friendly organic phosphating technology (PLAFORIZATION) before a polyester powder coating is electrostatically applied. The finish is of 100 microns minimal thickness and meets the ASTM B117 regulation related to salt spray and the ASTM D2247 regulation related to the resistance of the finishes exposed to a 100% relative humidity. RAL and Custom colour matches available.

Ordering example: M1A-CFxx BK

Mounting Configuration <div> <div><input type="radio"/> M1A</div> <div><input type="radio"/> M2</div> <div><input type="radio"/> MA</div> <div><input type="radio"/> WA</div> <div><input type="radio"/> PM</div> <div><input type="radio"/> LF</div> </div>	Arm <input type="text"/>	Color <input type="text"/>
--	------------------------------------	--------------------------------------

Mounting Overview



Lumca reserves the right to modify the elements on this technical data sheet without prior notice.



T : 877.650.1693 | www.lumca.com